

# 1000M Laser 360° IP67

## Bird Repellent Device



### Key Features

- Laser wavelength: 520nm, Laser power: 1000mW, Irradiation distance: 1000m;
- Laser color: green/white, customizable;
- Beam type: Spot, one-line (optional)
- Operating range: horizontal 360° continuous, vertical -90°~+45° rotation;
- Protection grade IP67, lightning-proof, surge-proof, electromagnetic shock-proof.
- Support timed task preset points, pattern scanning, renewal scanning, left and right scanning.

### Product features

Birds perceive the moving laser light as a physical threat and flee immediately when the beam passes by. This solution is proven to reduce bird nuisance by more than 70%. Bird habituation doesn't occur. The system can be programmed and monitored through software.

Bird Repellent Device is a special wavelength laser designed specifically for bird-driving Pan&Tilt, the role of long distance, through the remote control system to achieve long-distance real-time control; in the work without noise and other pollution, will not interfere with other working equipment.




It is designed with IP67 protection grade to meet the needs of bird repelling equipment used outdoors all year round in airports, orchards, farmlands, warehouses and power grids, power transmission and other places.

### Technical parameters

Model	SV-850BS1X	SV-850BS2X	SV-850BS0X
<b>Laser function</b>			
Laser Type	Continuous, intermittent laser		
Laser wavelength	520±5nm		R638\G525\B450nm
Laser beam type	Circular light spot	One line	Circular light spot
Laser irradiation distance	>1000m	>300m	>500m
Output power	≥1000mW		≥3000mW
Laser color	Green		White
Operating Voltage	DC12V±10%		
<b>Pan&amp;Tilt Features</b>			
Rotation range	Horizontal: 360° continuous, vertical: -90 to 45°		
Rotation speed	Horizontal: 0.1~100°/S, Vertical: 0.1~50°/S		
Positioning accuracy	0.1°±50%		
Preset position	256		

Auto Cruise	Support
Power failure memory	Support power-off state memory function, automatically return to the Pan&Tilt and lens state before power-off after power on
Watch function	On/Off, preset point/cruise scan can be called automatically after staying idle for a specified time (including the idle state entered after power-up)
Real-time angle back transmission	Support real-time angle return or query angle return function
Angle control	Support
Smart Wiper	Remote intelligent control (optional)
Fan/Heating	Real-time temperature detection, pure physical detection
Low temperature start	Automatic temperature detection, automatic start/stop (-40℃ low temperature start option)
Waterproof respirator	Built-in 2 waterproof respirators to reduce fogging and condensation
Communication Baud Rate	2400/4800/9600/19200bps
Communication Interface	RS485+RS232
Communication protocols	PELCO+VISCA
<b>Cloud Station Interface</b>	
Network Interface	RJ45 10/100Base-T
Audio Interface	1-channel audio input, 1-channel audio output
Alarm interface	2-channel alarm input/2-channel relay output
Analog video interface	1 channel BNC,75ohm
External 485 interface	Support adaptive Pelco-P, Pelco-D and other protocols
Ground Line	1 channel
<b>General</b>	
Power supply	DC24V \ AC24V / 3.0A
Power consumption	<45W (laser start)
Working environment temperature	-40℃~60℃
Humidity of working environment	0~95% (non-condensing)
Protection level	IP67, built-in 4000V lightning, surge and surge protection
Dimensions (L, W, H)	L355mm×W204mm×H443mm
Weight	8kg
Load weight	≤4kg (including movement shield)

## Laser irradiation effect



# Dimension

